

# Emmet-Charlevoix County Fair



## *Cavy Project Record Book*

*Cloverbud - Ages 5 to 7 Years*

Name: \_\_\_\_\_

4-H Club: \_\_\_\_\_

4-H Leader: \_\_\_\_\_

4-H Age (as of 1/1): \_\_\_\_\_ Years Showing 4-H Cavies: \_\_\_\_\_

Record Started: \_\_\_\_\_ Record Closed: \_\_\_\_\_  
month/day/year month/day/year



**MICHIGAN STATE** | **Extension**  
**UNIVERSITY**



Michigan State University Extension programs and materials are open to all without regard to race, color, national origin, gender, gender identity, religion, age, height, weight, disability, political beliefs, sexual orientation, marital status, family status or veteran status.

# Objectives of the 4-H Cloverbud Cavy Project

1. To gain experience caring for cavies.
2. To explore cavy breeds and feeds.
3. To participate in group activities within your 4-H club.



## NOTE:

- ☺ Cloverbud projects are for the child to explore and discover project areas.
- ☺ Cloverbud projects are not to be judged or placed in any 4-H activity.
- ☺ Cloverbuds will participate in cavy showmanship in the Cloverbud class.
- ☺ The responsibility of animal ownership should not lie solely with the child, but with the parents also.
- ☺ Safety of the child should be the primary concern of the Cloverbud project.

4-H Leader's Signature: \_\_\_\_\_

# Cloverbud Cavy Project Summary

1. Please check what you or your family has:

\_\_\_\_\_ Sow(s)

\_\_\_\_\_ Boar(s)

\_\_\_\_\_ Kindled Litters (babies)


2. Number of 4-H meetings that I attended: \_\_\_\_\_.

3. What breed is your cavy? \_\_\_\_\_.

4. What sex is your cavy? \_\_\_\_\_.

5. What variety is your cavy? \_\_\_\_\_.

## Draw a Picture of Your Cavy





# Cavy Equipment



Candy



Ice Cream



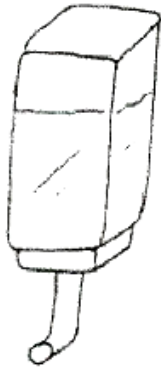
Safety Pin



Pellets



Carrots




Water



Book



Lettuce



Box



Soda



Wood



Apples

**CIRCLE** What cavies should use

**SQUARE** What people should use

**HINT: Some should have**

<b>BOTH</b>
-------------

## Housing

1. What type of housing do you use? *(Check all that you use.)*

- Plastic
- Plastic and Wire
- Wire Cage
- Other \_\_\_\_\_

## Feeding

1. What kind of food do you use? *(Check all that you feed.)*

- |                                      |                                      |
|--------------------------------------|--------------------------------------|
| <input type="checkbox"/> Carrots     | <input type="checkbox"/> Pellets     |
| <input type="checkbox"/> Apples      | <input type="checkbox"/> Fresh Water |
| <input type="checkbox"/> Hay         | <input type="checkbox"/> Lettuce     |
| <input type="checkbox"/> Other _____ |                                      |

2. When do you feed your cavy(s): *(Check all that apply.)*

- Morning
- Noon
- Afternoon
- Evening
- Other \_\_\_\_\_

3. The most important item to give your cavy everyday is? \_\_\_\_\_

4. Cavies need this vitamin added to their diet everyday to keep them healthy.

---

**Feeding** *(continued)*

4. Attach your feed slip here.

Attach Feed Slip Here

5. What are some good sources of vitamin C?

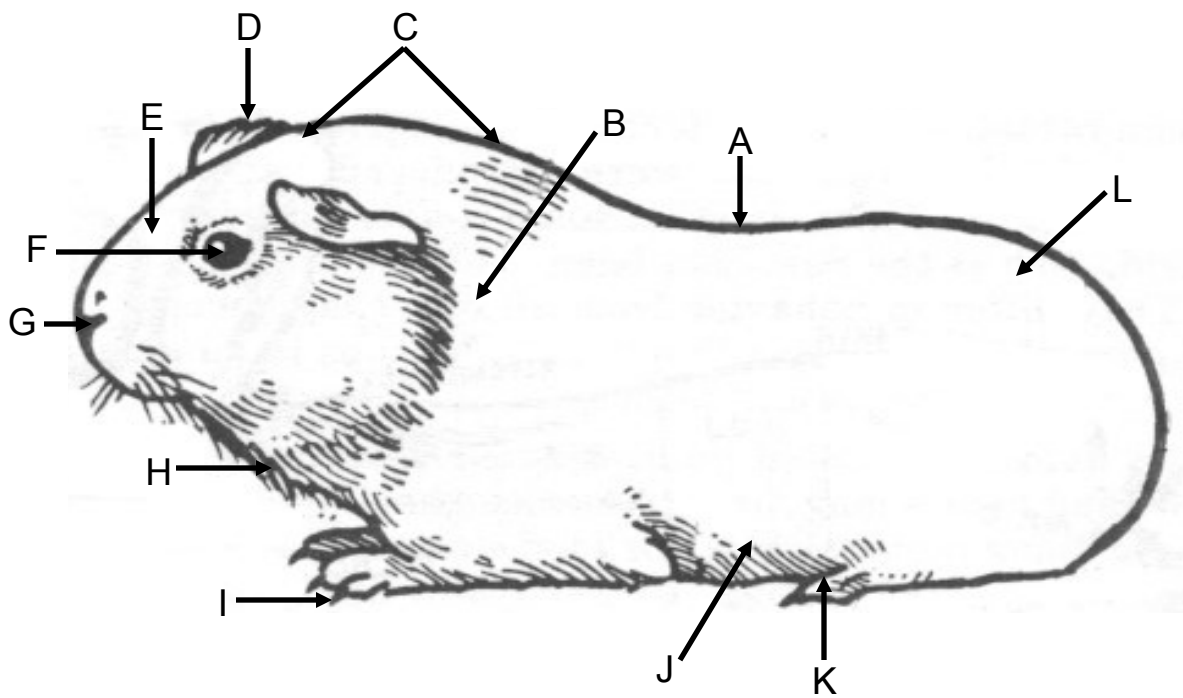
---

---

---

---

# Know Your Cavy Parts



\_\_\_\_\_ BACK

\_\_\_\_\_ FORE FEET

\_\_\_\_\_ CHEST

\_\_\_\_\_ HIND FEET

\_\_\_\_\_ CROWN

\_\_\_\_\_ HINDQUARTERS

\_\_\_\_\_ EARS

\_\_\_\_\_ NOSE

\_\_\_\_\_ EYES

\_\_\_\_\_ SHOULDERS

\_\_\_\_\_ FACE

\_\_\_\_\_ SIDE OF BODY

# Word Scramble

*With the help of your leader, teen leader, parent or adult helper,  
unscramble the 9 breeds of cavies listed below.*

1. O O R E N T C

2. V U P I A N E R

3. D E Y T D

4. S K L I I E

5. M E C A A N I R

6. H T W I E D R E S C T E

7. X E E T L

8. S I S N N A Y A B I

9. M E C I A A N R T N I A S

Abyssinian

Coronet

Teddy

American

Peruvian

Texel

American Satin

Silkie

White Crested

# Color Picture

*Color the picture to look like your cavy that has just won.*



# Cavy Word Search

E	C	A	R	R	O	T	S	T
T	A	G	S	W	A	T	E	R
B	V	I	T	A	M	I	N	S
D	Y	X	U	M	A	E	H	H
R	P	E	L	L	E	T	S	A
O	P	R	B	O	X	D	O	V
D	T	S	O	D	B	E	W	I
E	R	N	A	A	I	O	A	N
N	V	B	R	E	E	D	C	G
T	C	A	G	E	C	B	D	S

BOX

BREED

BOAR

CAGE

CAVY

CARROTS

PELLETS

RODENT

SHAVINGS

SOW

TAG

VITAMINS

WATER

## Cavy Project Photos



Be Creative. The more photographs, the better! You are encouraged to be in the photo with your Cavy project animal(s). You should also include captions on your pictures that at least include the date of the photograph. You may use additional pages.